

8 db Omnidirectional Base Station and Marine Antenna  
for the 2400 MHz Band

DESCRIPTION

- Vertically polarized, omnidirectional base station and marine antenna.
- Approximately 8 dBd gain.
- Provided with the sturdy “LW” mast mount – a lightweight, multipurpose, epoxy-coated mounting bracket made of non-corrosive aluminium.
- The accompanying U-bolts and fittings are made of stainless steel.
- To be mounted on vertical or horizontal mast tubes, 16 to 54 mm in outer diameter.
- The cable can be led either on the outside or along the inside of the mast tube.
- Large bandwidth with respect to both VSWR and gain.
- Highly suitable for duplex operation with large spacing between the Tx and the Rx frequencies.
- The antenna element is sealed in a high-quality, conical glass fibre tube.
- All metal parts in the antenna are DC-grounded to reduce the noise caused by atmospherical discharge. Consequently, the antenna shows a DC-short across the coaxial cable.
- The CXL 2400-8LW/... is a vibration-proof, lightweight, slim-line, corrosion resistant, modern style base station and marine antenna.



SPECIFICATIONS

Electrical	
Model	CXL 2400-8LW/...
Frequency	Models within 2300 - 2660 MHz
Antenna Type	Collinear, broad-band
Max. Input Power	100 W
Polarisation	Vertical
3 dB Beamwidth, E-Plane	7 °
3 dB Beamwidth, H-Plane	Omnidirectional
Impedance	50 Ω
Gain	8 dBd (10.2 dBi)
VSWR	< 1.5:1
Bandwidth	≥ 100 MHz @ VSWR ≤ 1.5:1
Antistatic Protection	All metal parts DC-grounded (Connector shows a DC-short)
HCM Code(s)	HCM000ND00, 004DE60

Mechanical	
Connection(s)	N(f)
Materials	Shroud : Polyurethane-coated glass fibre Mounting bracket : Seawater resistant aluminium, epoxy-coated Clamps : Stainless steel
Colour	White (RAL 9003)
Wind Area	0.037 sq. m / 0.40 sq. ft
Wind Load	46 N (160 km/h)
Dia. At Top End	21 mm / 0.83 in.
Dia. At Bottom End	23 mm / 0.91 in.
Height	Approx. 1150 mm / 45.28 in.
Weight	Approx. 0.9 kg / 1.98 lb.
Mounting	On 16 to 54 mm / 0.63 to 2.13 in. dia. mast tube

Environmental	
Operating temperature range	-30 °C to +70 °C

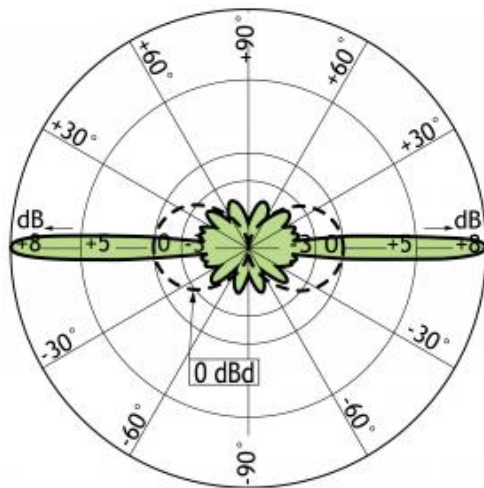
ORDERING

Model	Product No.	Frequency
CXL 2400-8LW/l	100000170	2300 - 2400 MHz
CXL 2400-8LW/m	100000172	2400 - 2500 MHz
CXL 2400-8LW/h	100000168	2530 - 2660 MHz

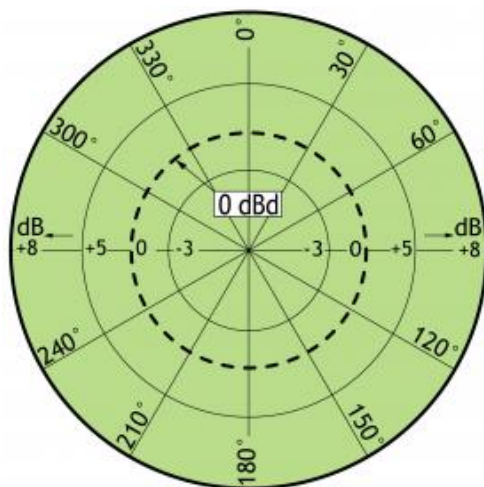
TYPICAL GAIN AND VSWR CURVE



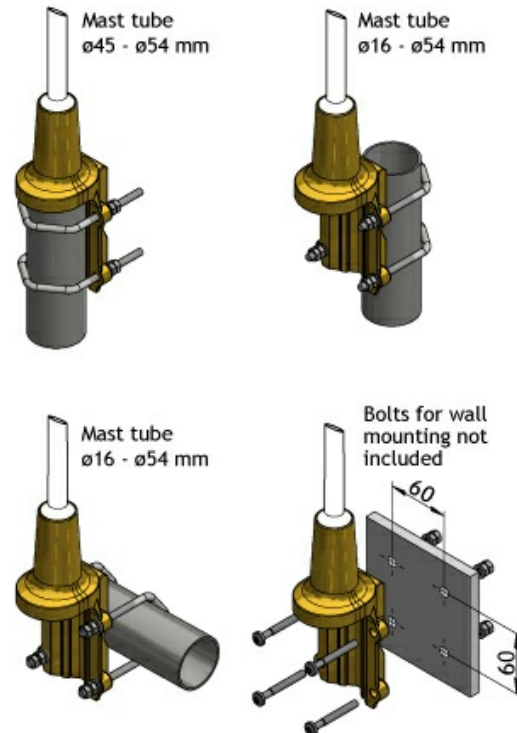
TYPICAL RADIATION PATTERN (E-PLANE)



TYPICAL RADIATION PATTERN (H-PLANE)



MULTI-PURPOSE MOUNTING BRACKET



## PLEASE NOTE

The antenna is delivered with a DC-connection between the antenna element and the mounting bracket.