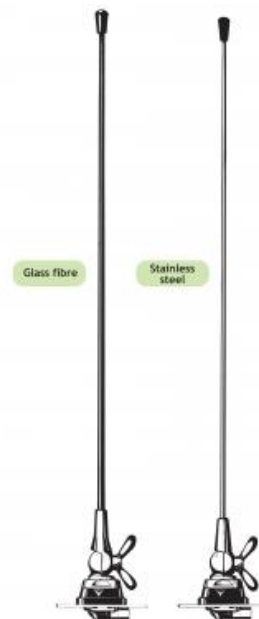


¼ λ Mobile Antenna for the 160 MHz Band

DESCRIPTION

- Sturdy, general-purpose ¼ λ antenna in professional quality.
- Available with glass fiber or stainless steel whip.
- Stainless steel Z-mount with ball-joint and wing screw whip-fastening system.
- Available with bright or black-chromed metal parts (mount and whip):
 - MH 1-Z...: Bright version
 - MH 1-BZ...: Black version
- Simple mounting exclusively with access from the outside.
Models with roof thickness from 2 mm to 7.5 mm mounting from the inside.
- Choice between two connection principles: Z-mount:
 - FME-connection (supplied without cable).
 - ZP4-mount: Permanently attached 4 m cable terminated with FME-connector.



ORDERING

Model	Product No.	Description	Frequency
MH 1-BZP4	130000716	Glassfibre Whip	BZP4-mount with 4 m cable + FME-connector BLACK
MH 1-Z	130000714	Glassfibre Whip	Z-mount with FME-system BRIGHT
MH 1-ZP4	130000715	Glassfibre Whip	ZP4-mount with 4 m cable + FME-connector BRIGHT
MH 1-BZ	130000719	Glassfibre Whip	Z-mount with FME-system BLACK
MH 1-BZP4R	130000717	Stainless Steel Whip	BZP4-mount with 4 m cable + FME-connector BLACK
MH 1-ZR	130000720	Stainless Steel Whip	Z-mount with FME-system BRIGHT
MH 1-ZP4R	130000721	Stainless Steel Whip	ZP4-mount with 4 m cable + FME-connector BRIGHT
MH 1-BZR	130000725	Stainless Steel Whip	Z-mount with FME-system BLACK

SPECIFICATIONS

Electrical	
Model	MH 1-Z
Frequency	Tunable by cutting within: 144 - 175 MHz (Also applicable: 175 - 225 MHz)
Antenna Type	Mobile whip antenna
Max. Input Power	150 W
Polarisation	Vertical
Impedance	50 Ω
Gain (EIA RS-329-1)	0 dB
Mechanical	
Materials	Whip: Conical glass fiber or stainless steel Chromed brass Mount: Chromed brass Weather- and shockproof plastics Stainless steel
Installation Torque	7.5 ±1 Nm
Colour	Bright or black, see above
Height	Approx. 530 mm / 20.90 in.
Weight	Z-version: Approx. 150 g ZP4-version: Approx. 300 g
Mounting	21 mm dia. hole (For roof thicknesses 2 mm up to 7.5 mm mounting hole should be 22 mm dia.)
Mounting Plate Thickness	Max. 2.0 mm (Models up to 7.5 mm on request)

ADDITIONAL DATA

Hat screw option:



For antenna delivered with hat screw instead of wing screw add a K to the antenna designation.

Z-MOUNT



ZP4-MOUNT



BZ-MOUNT



BZP4-MOUNT



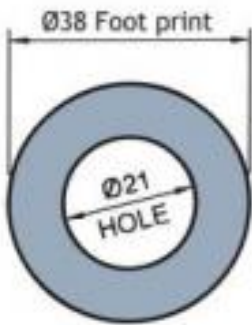
INSTALLATION

This antenna is provided with type Z-mount. The whip is fastened to the mount by means of our standard ball-joint and wing screw system. The adjustable ball-joint ensures that the whip can always be mounted in a vertical position independent of the angle of the installation spot.

The Z-mount is particularly well suited for mounting on car-roofs because of its ability to be installed exclusively with access from the outside. The Z-Mount for roof thickness from 2 mm to 7.5 mm must be mounted from the inside. However, the antenna can be installed anywhere on the car, as the BZ-mount is equally well suited for mounting on e.g. trunk or wing.

1. INSTALLATION DIMENSIONS

Z-MOUNT



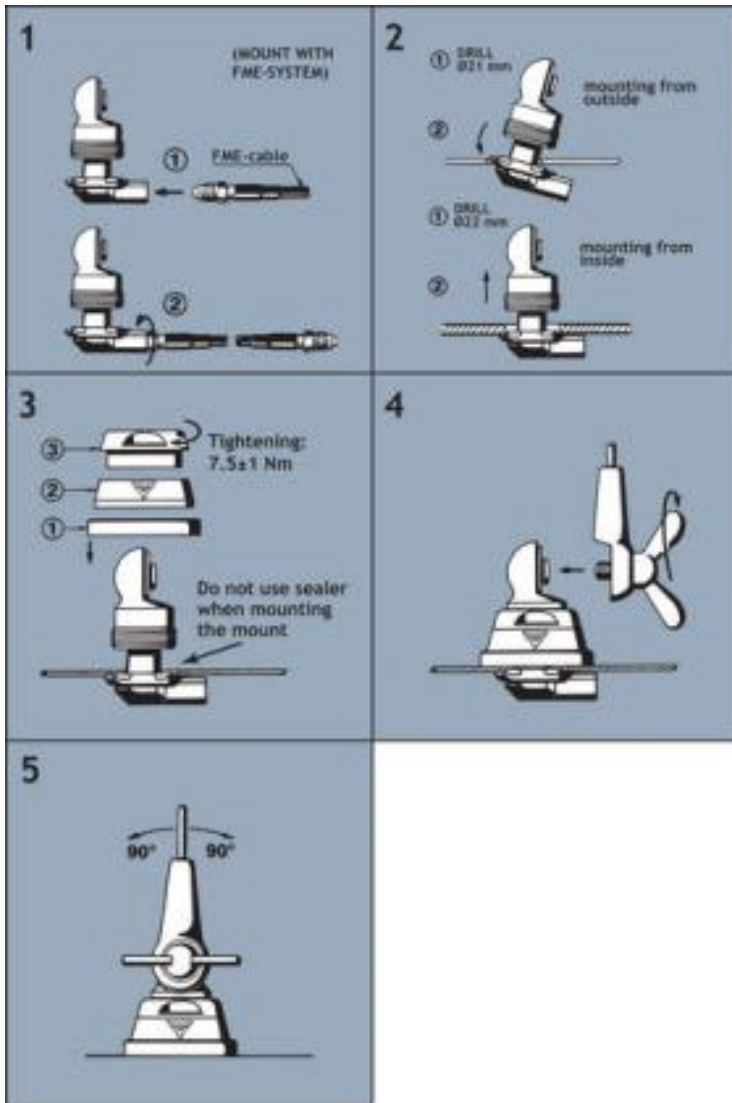
Build- in depth: 10.5 mm
Mounting from the outside

Z-MOUNT



Build- in depth: 10.5 mm
Mounting from the inside

2. INSTALLATION STEPS


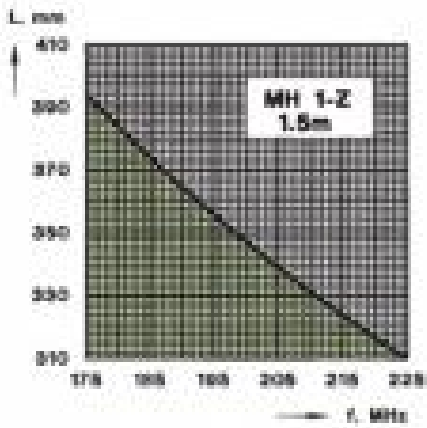
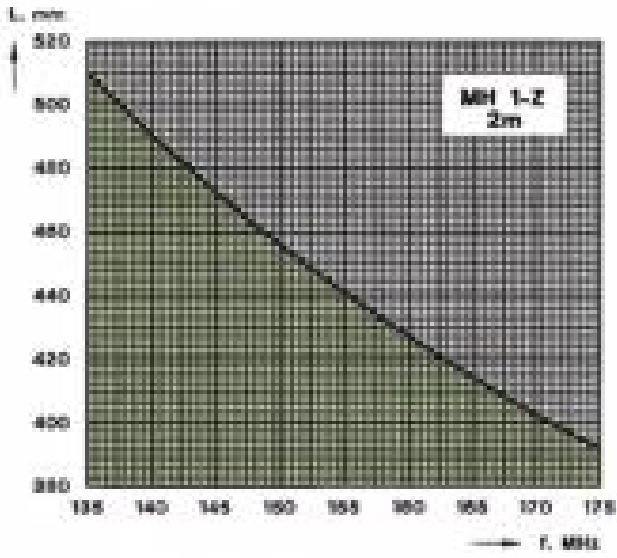


Do not use sealer on rubber gasket or other places.

3. TUNING

The antenna should always be tuned using an SWR-meter.
The cutting diagrams below serve as a guide for this procedure.

GLASS FIBRE WHIP



STAINLESS STEEL WHIP

