

colinear, 5 dBd Base Station Antenna and Marine
Antenna with 7 degrees electrical downtilt

DESCRIPTION

- CXL 70-5C/T-7/... is a 5 dBd, vertically polarized, omnidirectional base station and marine antenna, covering the 380 - 470 MHz band.
- The antenna is provided with our "C" universal fixation bracket made of epoxy-coated, seawater-resistant aluminium. The accompanying U-bolts and fittings are made of stainless steel.
- CXL 70-5C/T-7/... can be mounted on 27 to 65 mm dia. mast tubes and it is possible to lead the cable either along the inside or on the outside of the mast tube.
- The carefully designed radiating element is sealed in a high-quality, conical glass fibre tube with low wind-load, ensuring a performance undisturbed by corrosive environments.
- To substantially reduce noise caused by atmospherical discharges, all metal parts in the antenna are DC-grounded. Consequently, the antenna shows a DC-short across the coaxial cable.
- The exceptional mechanical capabilities of this antenna ensure long dependable service in all environments.

SPECIFICATIONS

Electrical	
Model	CXL 70-5C/T-7/...
Frequency	380 - 470 MHz
Antenna Type	Collinear, broad-band
Max. Input Power	250 W
Polarisation	Vertical
Pattern Type	Omnidirectional
3 dB Beamwidth, E-Plane	14 °
3 dB Beamwidth, H-Plane	Omnidirectional
Electrical Tilt	7 °
Impedance	50 Ω
Gain	5 dBd (7.2 dBi)
VSWR	< 1.5:1
Bandwidth	20 MHz
Antistatic Protection	All metal parts DC-grounded (Connector shows a DC-short)
HCM Code(s)	HCM000ND00, 070PH25

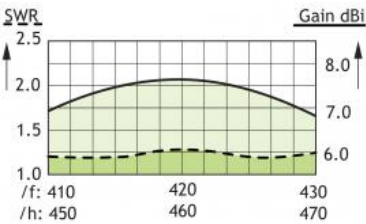
Mechanical	
Connection(s)	N(f)
Materials	Shroud: Polyurethane-coated glass fibre Mounting bracket: Seawater resistant aluminium, epoxy-coated Clamps: Stainless steel
Colour	White (RAL 9003)
Wind Area	0.14 sq. m / 1.51 sq. ft
Wind Load	168 N (160km/h)
Dia. At Top End	40 mm / 1.57 in.
Dia. At Bottom End	40 mm / 1.57 in.
Height	3000 mm / 118.11 in.
Weight	4.3 kg / 9.48 lb
Mounting	On 27 - 65 mm dia. mast tube

Environmental	
Operating Temperature Range	-55°C to +70°C
Environmental	ETSI EN 300 019-2-4 Class 4.1 E.
Survival Wind Speed	200 km/h
Ingress Protection	IP66

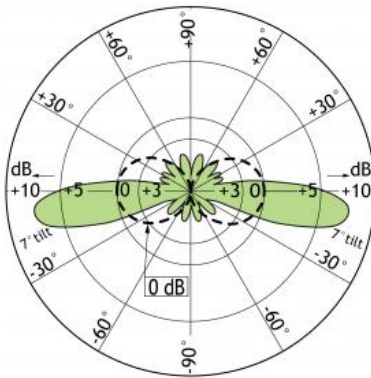


DIAGRAM

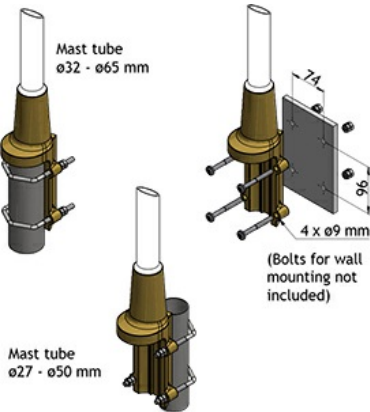
TYPICAL GAIN AND SWR CURVES



x000d TYPICAL RADIATION PATTERN (E-PLANE)



MULTI-PURPOSE MOUNTING BRACKET



ORDERING

Type	Product No.	Frequency
CXL 70-5C/T-7/s	Contact for availability	380 - 400 MHz
CXL 70-5C/T-7/f	100000478	410 - 430 MHz
CXL 70-5C/T-7/l	100000536	430 - 450 MHz
CXL 70-5C/T-7/h	100000459	450 - 470 MHz

