

3 dBd Omnidirectional lighting protected Base Station  
Antenna for 150 MHz Band

DESCRIPTION

- CXL 2-3C-PT is a sturdy, 3 dBd, vertically polarized, omnidirectional base station antenna.
- The antenna has been approved to withstand lightning (10/350 µs impulses/150 kA) according to EN 62305-1
- The antenna is provided with our “C” mast bracket, which is a universal, epoxy-coated mounting bracket made of non-corrosive aluminium. The accompanying U-bolts and fittings are made of stainless steel.
- The antenna can be mounted on 27 to 65 mm dia. mast tubes and it is possible to lead the cable either along the inside or on the outside of the mast tube.
- The antenna element is completely enclosed in a glass fibre shroud, ensuring undisturbed performance in all climates.
- To substantially reduce noise caused by atmospherical discharges, all metal parts in the antenna are DC-grounded. Consequently, the antenna shows a DC-short across the coaxial cable.
- This antenna is constructed to ensure long dependable service in all climates.
- Grounding conductors is to be chosen in accordance with IEC 62305-3.



SPECIFICATIONS

Electrical	
Model	CXL 2-3C/...-PT
Frequency	148 - 153 MHz 158 - 164 MHz 167 - 174 MHz
Antenna Type	Coaxial dipole, broad-banded
Max. Input Power	150 W
Polarisation	Vertical
3 dB Beamwidth, E-Plane	30° - 34°
3 dB Beamwidth, H-Plane	Omnidirectional
Impedance	50 Ω
Gain	Approx. 3 dBd (5.2 dBi)
VSWR	< 1.75:1
Bandwidth	5 - 7 MHz
Lightning Protection	150 kA (Test pulse 10/350 µs)
Antistatic Protection	All metal parts DC-grounded (Connector shows a DC-short)
HCM Code(s)	HCM000ND00, 015DE40

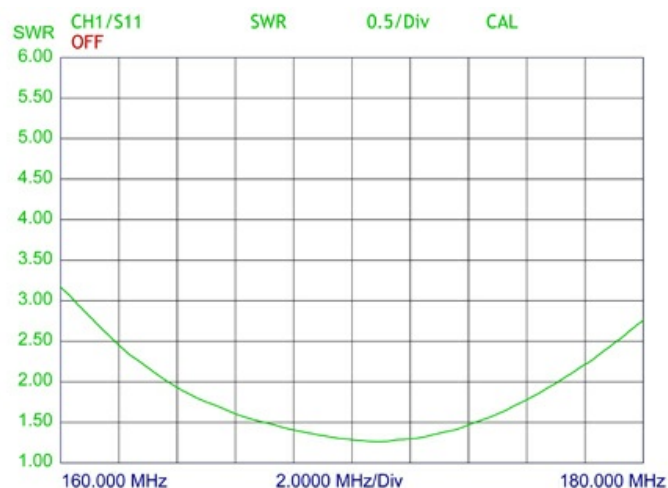
Mechanical	
Connection(s)	N(f)
Materials	Radome : Polyurethane-coated glass fibre Mounting bracket : Seawater resistant aluminium, epoxy-coated
Colour	White (RAL 9003)
Wind Area	0.125 sq. m / 1.35 sq. ft
Wind Load	148 N (160 km/h)
Height	Approx. 3100 mm / 122.05 in.
Weight	Approx. 5.5 kg / 12.13 lb.
Mounting	On 27 - 65 mm dia. mast tube

Environmental	
Operating temperature range	-30 °C to +70 °C
Survival Wind Speed	200 km/h
Ingress Protection	IP56

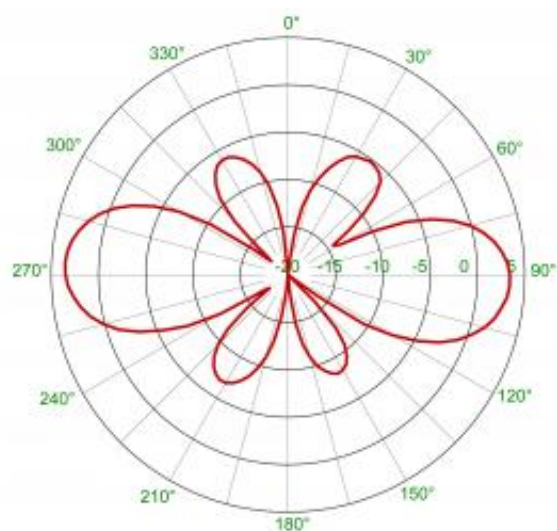
ORDERING

Model	Product No.
CXL 2-3C/148-153-PT	100000619
CXL 2-3C/158-164-PT	100000901
CXL 2-3C/167-174-PT	100000519

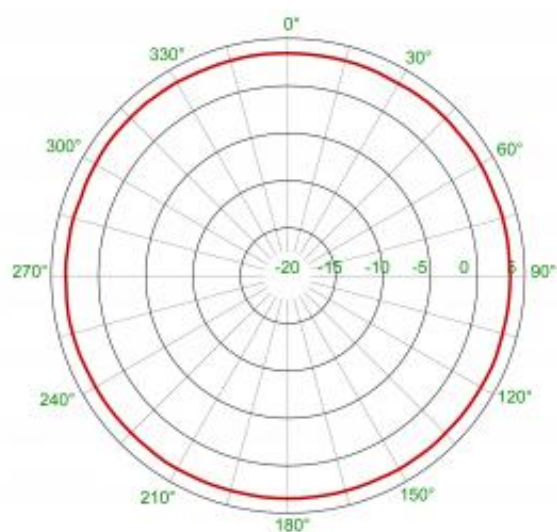
TYPICAL VSWR CURVE



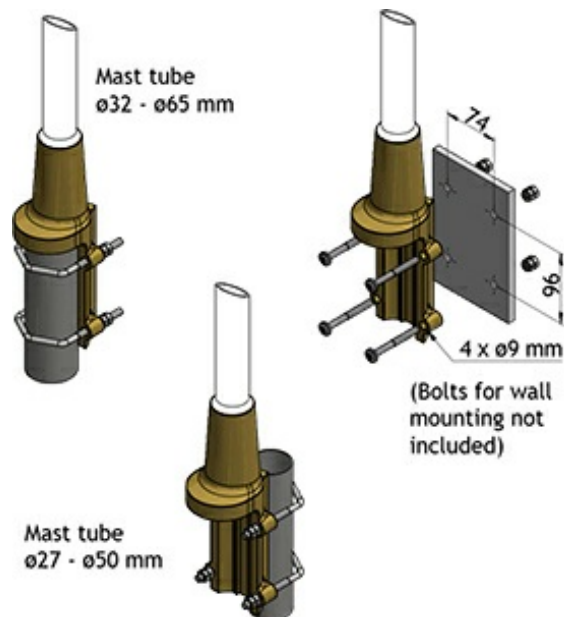
TYPICAL RADIATION PATTERN (E-PLANE)



TYPICAL RADIATION PATTERN (H-PLANE)



MULTI-PURPOSE MOUNTING BRACKET



MOUNTING DETAILS

