

Band-Pass Filter for the 160 MHz Band

DESCRIPTION

- The BPF 2/4-... is a 4-helical resonator band-pass filter with aperture coupling between the resonators.
- This filter can be used as a preselector to protect a receiver from interference from transmitters outside the band-pass limits.
- The BPF 2/4-C (C = cable) can be installed directly into the PRO-AR4G-N, PRO-AR8G-N and PRO-AR16G-N receiver multicouplers as a preselector.
- When installed in the output of a transmitter, the BPF 2/4 reduces spurious signals.
- The BPF 2/4-... is adjustable over the range 144 - 175 MHz.
- Very compact due to use of helical resonators.
- Careful choice of materials ensures reliable performance over a wide temperature range.
- Extruded aluminium sections, steel racks and coaxial cables and connectors with teflon insulation ensure good mechanical strength.
- The filter is coated with black vinyl to prevent corrosion.



ORDERING

Type	Product No.	Description	Frequency
BPF 2/4-2-N(f)	200000845	N(f)	2 MHz
BPF 2/4-4-N(f)	200000816	N(f)	4 MHz
BPF 2/4-6-N(f)	200002090	N(f)	6 MHz

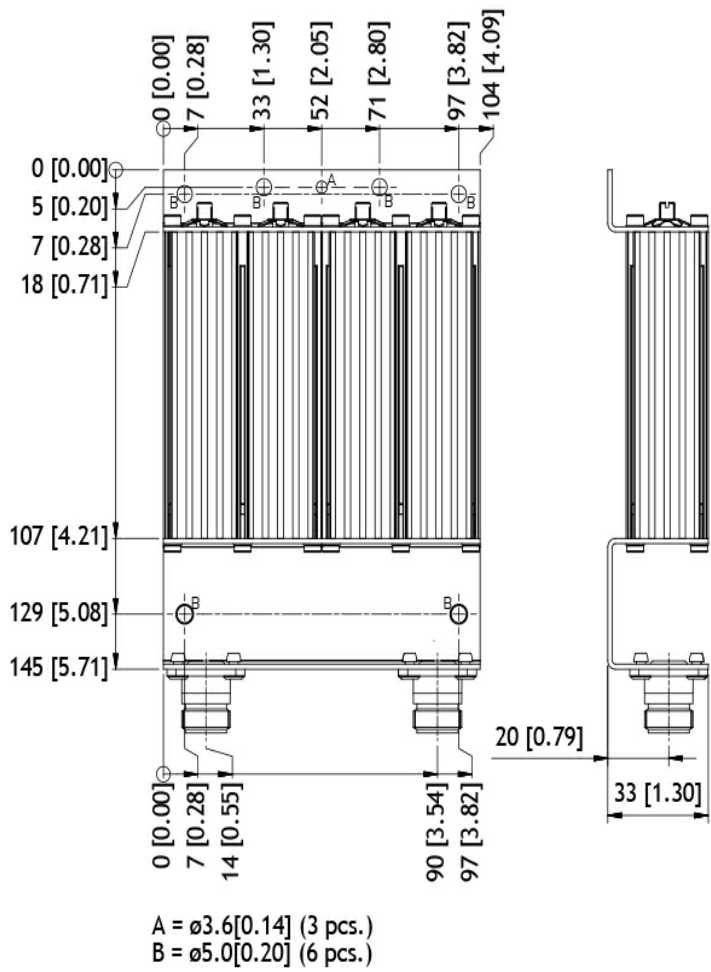
SPECIFICATIONS

Electrical	
Model	BPF 2/4-...
Filter Type	Band-pass filter
Frequency	144 - 175 MHz
Max. Input Power	35 W
Insertion Loss	≤ 1.5 dB (typ. 1.2 dB)
Impedance	50 Ω
Reject Attenuation	See curves
VSWR	< 1.5:1
Bandwidth	Can be ordered with 2, 4 or 6 MHz

Mechanical	
Connection(s)	N(f) (BNC(f), TNC(f), UHF(f) or SMA(f) on request)
Dimensions	165 x 104 x 33 mm / 6.5 x 4.1 x 1.3 in.
Weight	Approx 0.5 kg / 1.10 lb.

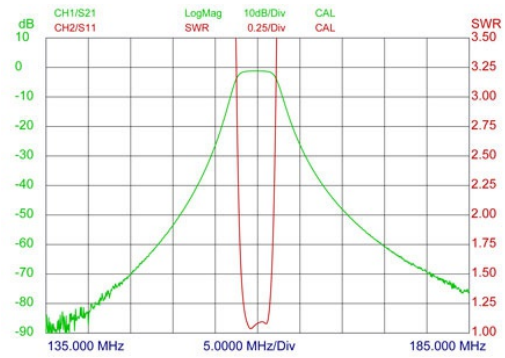
Environmental	
Operating Temperature Range	-30°C to +60°C

MOUNTING DETAILS

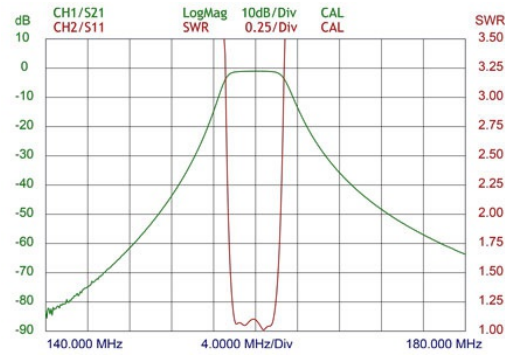


TYPICAL RESPONSE CURVES

2 MHz



4 MHz



6 MHz

