

50 W Diplexer for the 0 - 400 MHz and 440 - 520 MHz Ranges

DESCRIPTION

- > 50 W Diplexer for the 0 – 400 MHz and 440 – 520 MHz Ranges.
- > Diplexer for combining or splitting the two ranges 0 – 400 MHz and 440 – 520 MHz.
- > Elliptical filter design ensures high isolation across the entire pass ranges.
- > High power handling capability.
- > Low insertion loss.
- > Low weight.
- > Wide temperature range.
- > Milled aluminium box ensures extraordinarily high mechanical strength.
- > Black vinyl-coated to prevent corrosion.
- > N-connectors on all ports (standard).
- > Also available with SMA-, TNC- or BNC- connector types.



ORDERING

Type	Product No.
PRO-DIPX 400/440-N XS	200002525
PRO-DIPX 400/440-SMA XS	200002534
PRO-DIPX 400/440-TNC XS	200002535
PRO-DIPX 400/440-BNC XS	200002536

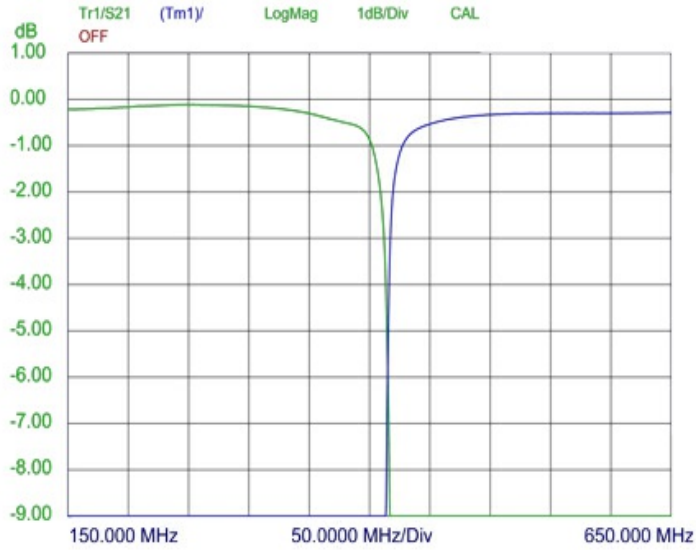
SPECIFICATIONS

Electrical	
Model	PRO-DIPX 400/440-... XS
Frequency	COM-LOW port: 0 - 400 MHz COM-HIGH port: 440 - 520 MHz
Max. Input Power	50W CW, simultaneously on both HIGH and LOW port
Insertion Loss	0 - 400 MHz: = 1.0 dB 440- 520 MHz: = 1.0 dB
Impedance	50 Ω
Isolation	LOW to HIGH port: = 40 dB
VSWR	< 1.5:1
Mechanical	
Connection(s)	N, SMA, TNC or BNC female
Dimensions	103 x 80 x 31 mm / 4.06 x 3.15 / 1.22" (incl. connectors and flanges)
Weight	0.31 kg / 0.68 lb
Mounting	4.3mm dia. (4 holes)
Environmental	
Operating Temperature Range	-30°C to +60°C
Ingress Protection	IP64

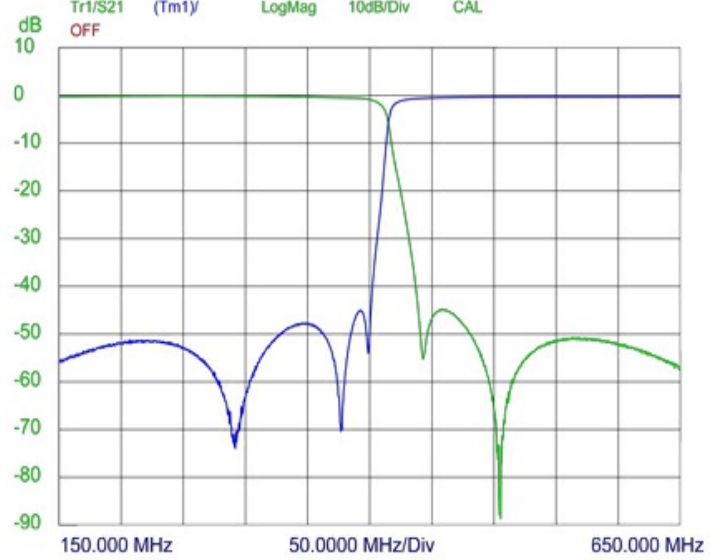
ADDITIONAL DATA

TYPICAL RESPONSE CURVES

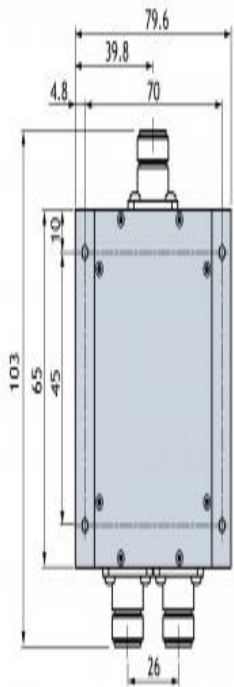
INSERTION LOSS [dB]



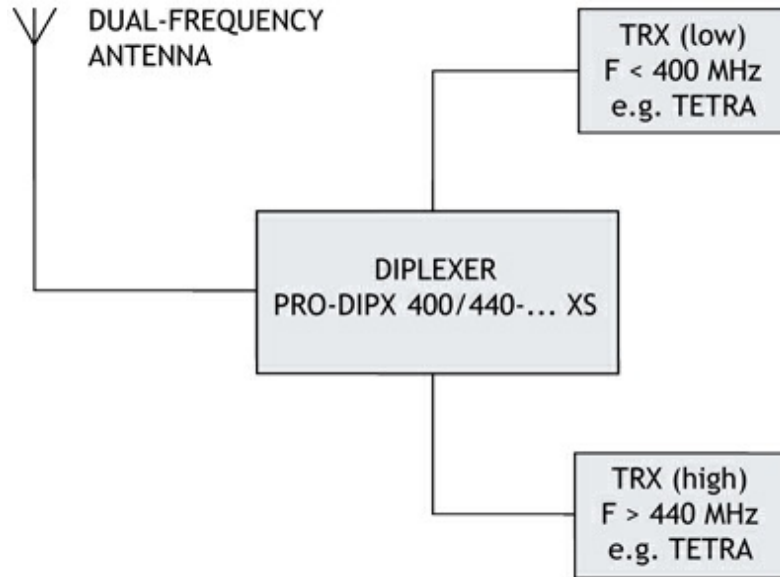
PORT ATTENUATION [dB]



MOUNTING DETAILS



INSTALLATION



The PRO-DIPX 400/440-... makes it possible to use only one antenna for the operation of two transceivers (one in each range). See the figure. The antenna must be a dual-frequency antenna, i.e. it must be resonant on the actual frequencies in the two bands.

The transceivers may be used independently and will have no degrading influence on each other. Typically, the diplexer is installed next to the transceivers and only one cable is used between the diplexer and the antenna. The diplexer is suitable both for base station and mobile use.

The main tasks of the diplexer are to protect the individual receiver input from being destroyed by the transceiver in the contrary band and to ensure a low-loss path between the transceiver and the antenna which is not loaded by the other branch.

The diplexer can be operated together with any set of transceivers operating within the 0 - 400 MHz and 440 - 520 MHz frequency bands. Dual-frequency antennas are available for both mobile and base station applications.