

5/8 λ Mobile Antenna with Shock Spring for the 160 MHz Band

DESCRIPTION

- > Sturdy, 3 dB gain, 5/8 λ antenna in professional quality.
- > Available with glass fiber or stainless steel whip.
- > Stainless steel Z-mount with ball-joint and wing screw whip-fastening system.
- > Available with bright or black-chromed metal parts (mount and whip):
 - > MH 3-Z...: Bright version
 - > MH 3-BZ...: Black version
- > Simple mounting exclusively with access from the outside.
- Models with roof thickness from 2 mm to 7.5 mm mounting from the inside.
- > Choice between two connection principles:
 - > Z-mount: FME-connection (supplied without cable).
 - > ZP4-mount: Permanently attached 4 m cable terminated with FME-connector.



ORDERING

Type	Product No.	Description	Frequency
MH 3-Z	130000743	Glassfibre Whip	Z-mount with FME-system BRIGHT
MH 3-ZR	130000751	Stainless Steel Whip	Z-mount with FME-system BRIGHT
MH 3-BZP4	130000746	Glassfibre Whip	BZP4-mount with 4 m cable + FME-connector BLACK
MH 3-BZP4R	130000752	Stainless Steel Whip	BZP4-mount with 4 m cable + FME-connector BLACK
MH 3-ZP4	130000745	Glassfibre Whip	ZP4-mount with 4 m cable + FME-connector BRIGHT
MH 3-ZP4R	130000753	Stainless Steel Whip	ZP4-mount with 4 m cable + FME-connector BRIGHT
MH 3-BZ	130000747	Glassfibre Whip	BZ-mount with FME-system BLACK
MH 3-BZR	130000758	Stainless Steel Whip	BZ-mount with FME-system BLACK

SPECIFICATIONS

Electrical	
Model	MH 3-Z
Frequency	Tunable by cutting within: 144-175 MHz
Antenna Type	Mobile whip antenna
Max. Input Power	150 W
Polarisation	Vertical
Impedance	50 Ω
Bandwidth	4 - 5 MHz @ SWR = 2.0
Gain (EIA RS-329-1)	3 dB
Mechanical	
Materials	Whip: Conical glass fiber or stainless steel Chromed brass Spring: Stainless steel Mount: Chromed brass Weather- and shockproof plastics Stainless steel
Installation Torque	7.5 +/- 1 Nm
Colour	Bright or black, see above
Height	1380 mm / 54.33 in.
Weight	Z-version: Approx. 360 g ZP4-version: Approx. 510 g
Mounting	21mm dia. hole (For roof thicknesses 2 mm up to 7.5 mm mounting hole should be 22mm dia.)
Mounting Plate Thickness	Max. 2.0 mm (Models up to 7.5 mm on request)

ADDITIONAL DATA

INSTALLATION

This antenna is provided with type Z-mount. The whip is fastened to the mount by means of our standard ball-joint and wing screw system. The adjustable ball-joint ensures that the whip can always be mounted in a vertical position independent of the angle of the installation spot.

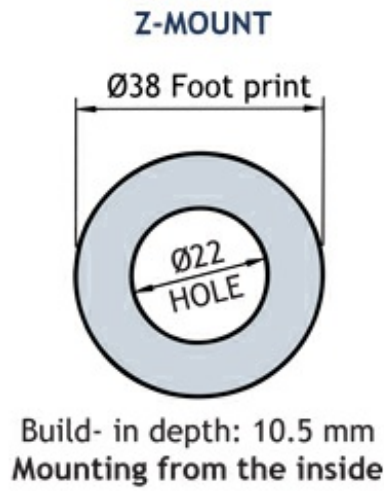
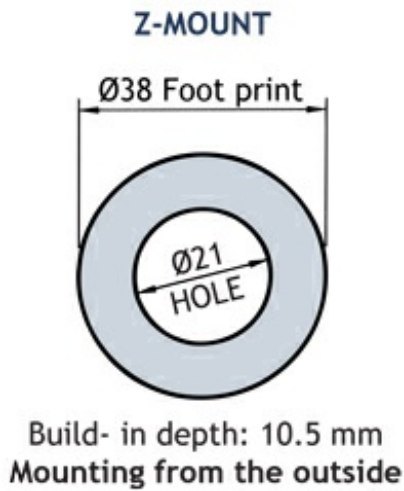
The Z-mount is particularly well suited for mounting on car-roofs because of its ability to be installed exclusively with access from the outside. The Z-Mount for roof thickness from 2 mm to 7.5 mm must be mounted from the inside.

However, the antenna can be installed anywhere on the car, as the Z-mount is equally well suited for mounting on e.g. trunk or wing.

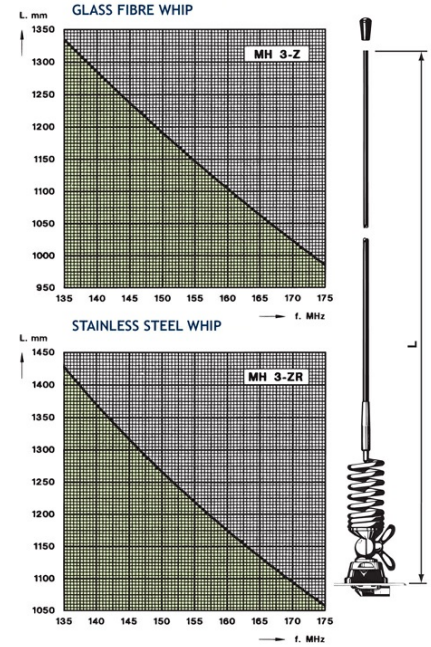
3. TUNING

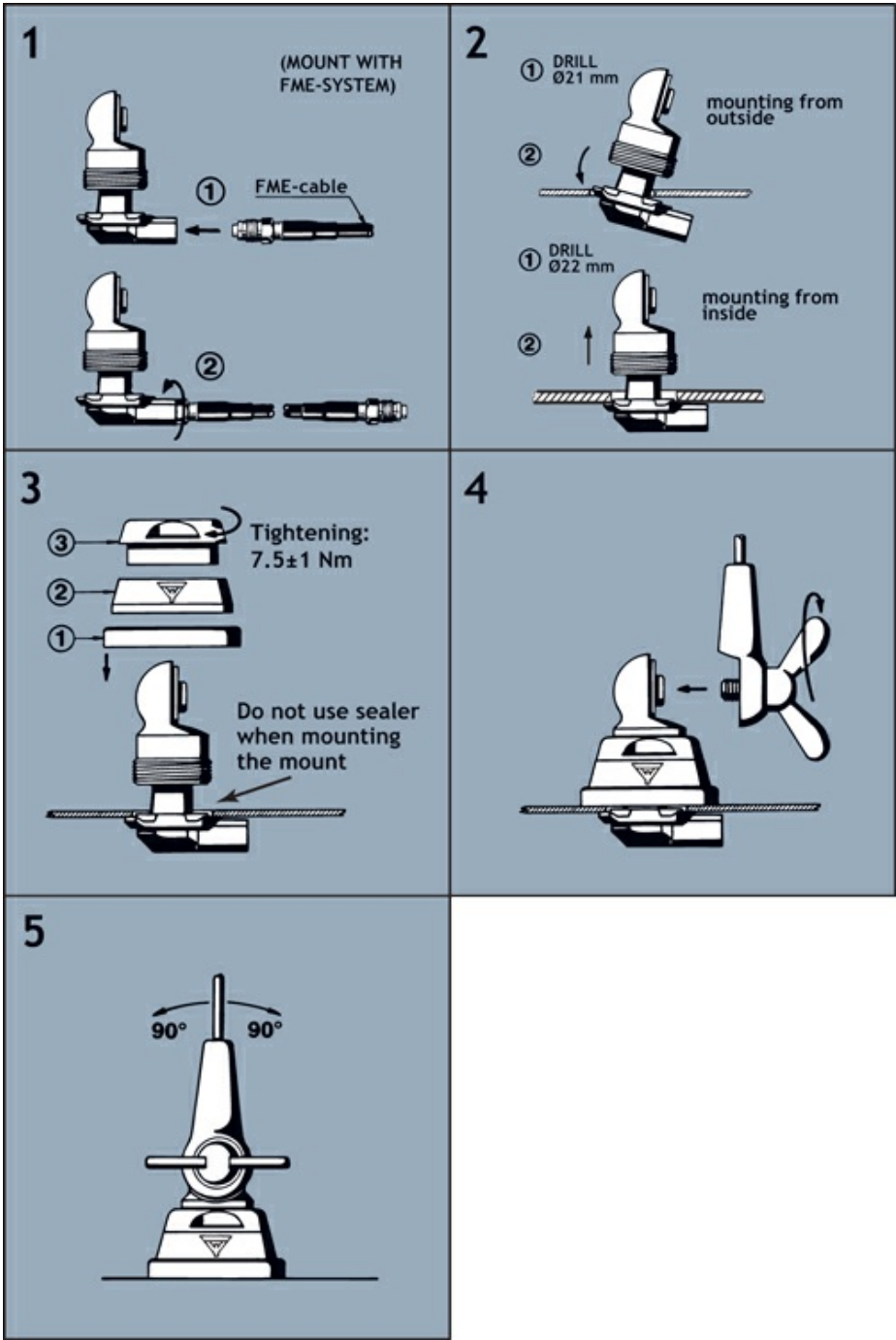
The antenna should always be tuned using an SWR-meter. The cutting diagrams below serve as a guide for this procedure.

1. INSTALLATION DIMENSIONS



2. INSTALLATION STEPS





Do not use sealer on rubber gasket or other places.

Hat screw option:

For antenna delivered with hat screw instead of wing screw add a K to the antenna designation.

Z-MOUNT



ZP4-MOUNT



BZ-MOUNT



BZP4-MOUNT

