

colinear 4 dB Mobile Antenna for the 450 MHz Band

DESCRIPTION

- 4 dB mobile antenna with colinear, stainless steel whip.
- Stainless steel X-mount with M6-thread whip-fastening system.
- Models available with X-mount (oblong), CX-mount (circular), XG-Combi mount (oblong) with GPS and MM-mount (magnetic).
- Choice between mounts with FME-connection (without cable) or models with permanently attached 4 m cable with FME connector.
- Choose between general purpose tunable models and permanently tuned models for cellular systems.
- Easily removable whip for car wash.
- GPS-antenna for fixed installations.
 - Full hemispherical coverage.
 - Built-in high-gain, low-noise amplifier.
 - Right-Hand Circular Polarization (RHCP).
 - 2.85 V - 5 V supply voltage (typical 3 V).



SPECIFICATIONS

Electrical	
Model	MU 4-X/..., MU 4-CX/..., MU 4-XG/..., MU 4-MM/...
Frequency	Models within 380 - 470 MHz
Antenna Type	Collinear stainless steel mobile whip antenna
Max. Input Power	100 W
Polarisation	Vertical
Impedance	50 Ω
Bandwidth	> 15 MHz @ SWR = 1.5 > 30 MHz @ SWR < 2.5
Gain (EIA RS-329-1)	4 dB

Mechanical	
Materials	Whip: Black-chromed stainless steel Black-chromed brass Mount: Black-chromed brass Weather- and shockproof plastics Stainless steel
Installation Torque	4 +/- 1 Nm
Colour	Black
Height	59 mm / 2.32 in.
Weight	X-version: Approx. 120 g XP4-version: Approx. 290 g CX-version: Approx. 155 g CXP4-version: Approx. 290 g XG-version: Approx. 170 g XGP4-version: Approx. 310 g MM-version: Approx. 380 g

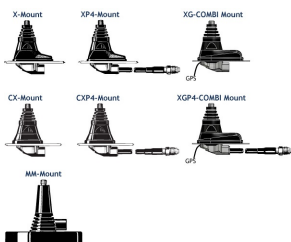
ORDERING

Type	Product No.	Description	Frequency
MU 4-MM/f	130000909		406...430 MHz
MU 4-MM/CEL2	130000910		440 - 455 MHz
MU 4-MM/CEL3	130000911		425 - 440 MHz
MU 4-MM/CEL4	130000912		414 - 430 MHz
MU 4-MM/CEL1	130000913		450 - 470 MHz
MU 4-MM/h	130000914		440...470 MHz
MU 4-MM/l	130000915		420...450 MHz
MU 4-MM/s	130000916		380...410 MHz
MU 4-CX/f	130000923	CX-mount (circular)with FME	406...430 MHz
MU 4-CXP4/f	130000925	CXP4-mount (circular)with 4 m cable andFME-connector	406...430 MHz
MU 4-CX/h	130000928	CX-mount (circular)with FME	440...470 MHz
MU 4-CXP4/h	130000930	CXP4-mount (circular)with 4 m cable andFME-connector	440...470 MHz
MU 4-CX/l	130000934	CX-mount (circular)with FME	420...450 MHz
MU 4-CXP4/l	130000936	CXP4-mount (circular)with 4 m cable andFME-connector	420...450 MHz
MU 4-CX/CEL2	130000938	CX-mount (circular)with FME	440 - 455 MHz
MU 4-CX/CEL1	130000943	CX-mount (circular)with FME	450 - 470 MHz
MU 4-CX/CEL3	130000940	CX-mount (circular)with FME	425 - 440 MHz
MU 4-CXP4/CEL1	130000946	CXP4-mount (circular)with 4 m cable andFME-connector	450 - 470 MHz
MU 4-CXP4/CEL2	130000939	CXP4-mount (circular)with 4 m cable andFME-connector	440 - 455 MHz
MU 4-CXP4/CEL4	130000949	CXP4-mount (circular)with 4 m cable andFME-connector	414 - 430 MHz
MU 4-CX/CEL4	130000937	CX-mount (circular)with FME	414 - 430 MHz
MU 4-CX/s	130000953	CX-mount (circular)with FME	380...410 MHz
MU 4-CXP4/s	130000955	CXP4-mount (circular)with 4 m cable andFME-connector	380...410 MHz
MU 4-X/f	130000922	X-mount (oblong)with FME	406...430 MHz
MU 4-XP4/f	130000924	XP4-mount (oblong)with 4 m cable andFME-connector	406...430 MHz
MU 4-X/h	130000927	X-mount (oblong)with FME	440...470 MHz
MU 4-XP4/h	130000929	XP4-mount (oblong)with 4 m cable andFME-connector	440...470 MHz
MU 4-X/l	130000933	X-mount (oblong)with FME	420...450 MHz

Type	Product No.	Description	Frequency
		connector	MHz
MU 4-X/CEL2	130000941	X-mount (oblong)with FME	440 - 455 MHz
MU 4-X/CEL1	130000942	X-mount (oblong)with FME	450 - 470 MHz
MU 4-X/CEL3	130000944	X-mount (oblong)with FME	425 - 440 MHz
MU 4-XP4/CEL1	130000945	XP4-mount (oblong)with 4 m cable andFME-connector	450 - 470 MHz
MU 4-XP4/CEL2	130000947	XP4-mount (oblong)with 4 m cable andFME-connector	440 - 455 MHz
MU 4-XP4/CEL4	130000950	XP4-mount (oblong)with 4 m cable andFME-connector	414 - 430 MHz
MU 4-X/CEL4	130000951	X-mount (oblong)with FME	414 - 430 MHz
MU 4-X/s	130000952	X-mount (oblong)with FME	380...410 MHz
MU 4-XP4/s	130000954	XP4-mount (oblong)with 4 m cable andFME-connector	380...410 MHz
MU 4-CXP4/CEL3	130000948	CXP4-mount (circular)with 4 m cable andFME-connector	425 - 440 MHz
MU 4-XP4/CEL3	130001474	XP4-mount (oblong)with 4 m cable andFME-connector	425 - 440 MHz
MU 4-CX/CEL5	130001612	CX-mount (circular)with FME	380 - 410 MHz
MU 4-CXP4/CEL5	130001613	CXP4-mount (circular)with 4 m cable andFME-connector	380 - 410 MHz
MU 4-X/CEL5	130001610	X-mount (oblong)with FME	380 - 410 MHz
MU 4-XP4/CEL5	130001611	XP4-mount (oblong)with 4 m cable andFME-connector	380 - 410 MHz
MU 4-MM/CEL5	130001614		380 - 410 MHz
MU 4-XG/s	130002033		380...410 MHz
MU 4-XG/f	130002034		406...430 MHz
MU 4-XGP4/s	130002035		380...410 MHz
MU 4-XGP4/f	130002036		406...430 MHz
MU 4-XG/l	130002093		420...450 MHz
MU 4-XG/h	130002094		440...470 MHz
MU 4-XG/CEL1	130002095		450 - 470 MHz
MU 4-XG/CEL2	130002096		440 - 455 MHz
MU 4-XG/CEL3	130002097		425 - 440 MHz
MU 4-XG/CEL4	130002098		414 - 430 MHz
MU 4-XG/CEL5	130002099		380 - 410 MHz
MU 4-XGP4/CEL1	130002100		450 - 470 MHz
MU 4-XGP4/CEL2	130002101		440 - 455 MHz
MU 4-XGP4/CEL3	130002102		425 - 440 MHz
MU 4-XGP4/CEL4	130002103		414 - 430 MHz
MU 4-XGP4/CEL5	130002104		380 - 410 MHz
MU 4-XGP4/l	130002105		420...450 MHz
MU 4-XGP4/h	130002106		440...470 MHz

ADDITIONAL DATA

The whip is compatible with all below mounts

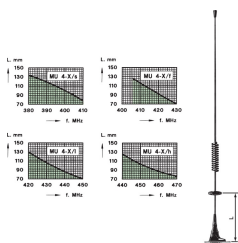


INSTALLATION AND ASSEMBLY INSTRUCTIONS

Please refer to the data sheet of each individual mount to find the installation and assembly instructions.

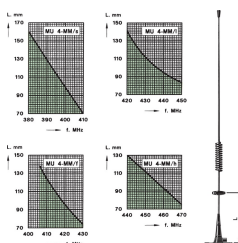
TUNING

The diagrams apply to all models in the series



TUNING

The diagrams apply to all models in the series



PLEASE NOTE

For safety reasons:
When using the MU 4-MM, car speed must not exceed 120 km/h.